

PERSONAL WATERCRAFT DOCKING PLATFORM

Protect your craft and enjoy fast and convenient access to the water with a **HydroPort® Series** PWC docking platform.

HydroHoist® offers two docking platforms — the **HP Pro™** and the newest version the **HP Extreme™**. Both PWC ports offer fast, convenient access to the water and feature an exclusive bow bumper, and soft rest for the keel and a tapered entry with rollers to help center your craft. **HydroPort®** PWC docking platforms make launching easy and convenient — so you spend more time on the water.

ALSO AVAILABLE



TECHNICAL SPECS

- **LENGTH:** 12' 6" | 3.81 m
- **WIDTH:** 4' 10" | 1.47 m
- **DEPTH:** 15" | 0.381 m
- **WEIGHT:** 338 lbs | 153 kg
- **MAX. CAPACITY:** 1,625 lbs | 737 kg

RECOMMENDED FOR

- One-, two- and three-seat PWCs
- Floating or fixed docks
- Front or side-mount installations



Your authorized **HydroHoist®** dealer is:

HPSBRO19 ©2019 HYDROHOIST | HP SERIES 08-19

HydroGuard® Boat Protection Package



CORNER BUMPERS



BOAT & PWC BOW GUIDES



ULTRALIFT™



HYPOWER™



HARBORHOIST™



HydroHoist®

Boat Lifts • HyPower • RotoMoldUSA


CORPORATE OFFICE

915 West Blue Starr Drive
Claremore, OK 74017 USA

(800) 825-3379 • Boatlift.com

sales1@boatlift.com

PROUD TO BE MADE IN AMERICA



EASIEST
LOAD &
LAUNCH
PLATFORM

ADJUSTABLE
ROLLERS

ANTI-SKID
SURFACES

ULTRA-TOUGH
CONSTRUCTION




boatlift.com



HydroHoist®

BOAT LIFTS



*The **HP Extreme[™]** is the easiest load and launch of any PWC docking platform on the market.*


HP Extreme[™] PWC platforms are fully roller-supported utilizing easily adjustable, high-performance rollers to accommodate any craft. Our exclusive bow bumper slows your craft's forward motion and provides a soft rest for the keel. In-line rollers make launching easy and convenient.

FEATURES

- PWC is fully roller supported
- Easiest load and launch PWC docking platform
- Ultra-tough polyethylene construction with Expanded Polystyrene (EPS) Marine Foam — increased strength and leak elimination
- Flat anti-skid walking surfaces
- CNC molds for exact form, function, and fit
- Exclusive "Air-Pillow" bow stop
- Fourteen easily adjustable 5" x 2" rollers to accommodate all models of watercraft
- Stainless steel roller axles for increased strength and compatibility with fresh, brackish, and salt water

TECHNICAL SPECS

- **LENGTH:** 13' 6" | 4.11 m
- **WIDTH:** 4' 10" | 1.47 m
- **DEPTH:** 11" | 0.28 m
- **WEIGHT:** 390 lbs | 176.9 kg
- **MAX. CAPACITY:** 1,625 lbs | 737 kg



Rigid Mount
Hardware for
Floating docks

Universal mount for
floating or fixed docks



STANDARD FEATURES

- Ultra-tough polyethylene construction
- In-line rollers make launching easy
- Patented bow bumper and molded-in tie down
- Front- or side-mount for both fixed and floating docks
- Connecting hardware links multiple front-mounted units together (optional)
- Available in blue and tan

sales1@boatlift.com

BOATLIFT.COM