

CSA 140

THE CSA AUTOMATIC BOLLARDS WITH HYDRAULIC MOTION, ARE THE TOP LINE PRODUCTS OF MAC COMPANY, THESE BOLLARDS ARE THE RESULT OF THE CONTINUOUS DEVELOPMENT OF MORE THAN 25 YEARS OF EXPERIENCE.

- HYDRAULIC MOVEMENT, IT THE MOST RELIABLE TECHNOLOGY FOR INTENSE USE AND IT IS OF COURSE, THE BEST SOLUTION INDEPENDENTLY FROM ALL TEMPERATURES AND WEATHER CONDITIONS.
- BUILT-IN HYDRAULIC PUMP FOR A SIMPLE INSTALLATION OF THE BOLLARD.
- HOT GALVANIZED PIPE, EXTRACTABLE STRUCTURE AND FORMWORK FOR A LONG TERM RESISTANCE TO WEAR.
- WIDE RANGE OF CUSTOMIZATION: CUSTOM COLOURS, SENSITIVE HEAD, INTEGRATED LED, UNLOCK ELECTRICAL VALVE, HEATER RESISTANCE, BUZZER ETC. (SEE ACCESSORIES AND OPTIONAL ITEMS SHEET)














Technical Data

TYPE OF BOLLARD	Cod.	CSA 140 Fe	CSA 140 Fe	CSA 140 i
THICKNESS OF CYLINDER	mm	12.5		4
DIAMETER OF CYLINDER	mm		140	
TYPE MATERIAL OF CYLINDER		FE510	FE360	inox
FINISHING OF CYLINDER		POLYESTER PAINT		SATIN
TREATMENT OF CYLINDER		HOT GALVANIZED		INOX 304
TREATMENT OF FORMWORK AND STRUCTURE		HOT GALVANIZED		
REFLECTIVE ADHESIVE STRIPE		•		
SAFETY PRESSOSTAT IP54		OPTIONAL		
RESISTANCE TO BREAKING	J	112.000	56.000	70.000
RESISTANCE TO DEFORMATION (JOULE)	J	5.000	3.000	4.000
STATIC RESISTANCE BOLLARD OPEN (CERTIFIED)	Kg		40.000	
DAILY CYCLES - INTENSIVE USE (INTERMITTENT CYCLE S3)			2.400	
AVERAGE LIFE CYCLES WITHOUT MAINTENANCE			1.500.000	
MAXIMUM PRESSURE OF WORKING	bar		30	
PROTECTION GRADE OF THE PUMP	IP		67	
POWER ABSORBED	W		500	
POWER SUPPLY	Vac		230V 50Hz	
BRIGHT HEAD POWER SUPPLY	Vdc		24	
WORKING TEMPERATURE	°C		-20 / + 60	
ELECTRICAL HEATER DEVICE IP67			< + 1	
SELF CERTIFIED ROHS PRODUCT			•	
ELECTRICAL VALVE IP54			•	

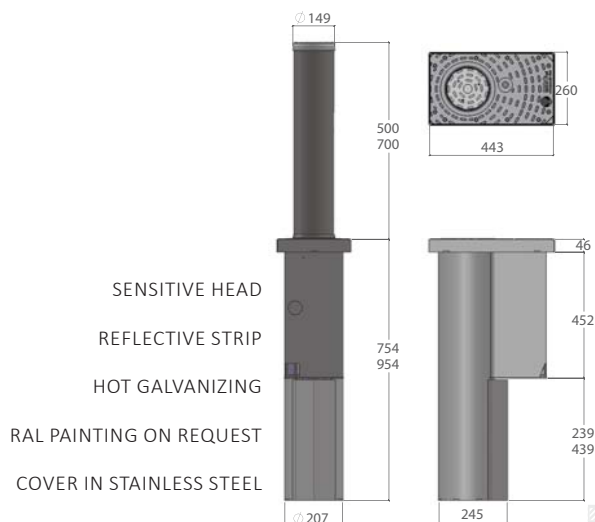
• = on board

Optional

 <p>FOUR CHANNEL TRASMITTER 433 Mhz ROLLING CODE</p> <p>1540024</p>	 <p>ANTENNA 433 Mhz STAINLESS STEEL WITH CABLE 7m</p> <p>1540100</p>	 <p>TWO COILS MAGNET. INDUCTOR FOR LOOPS OF METAL REVEAL 24Volt DC/AC</p> <p>1630079</p>
 <p>TRAFFIC LIGHT LED WITH 2 LIGHTS RED/GREEN WITH VERTICAL-WALL HEATER LED 230Vac</p> <p>1650042</p>	 <p>FLASHING LIGHT 230 Vac LED WITH INTERMITTENT BOARD</p> <p>1655025</p>	 <p>BIODEGRADABLE HYDRAULIC OIL ISO E22</p> <p>6964007</p>
 <p>ELECT. CONTROL. BRAIN4 IP56 MANAGEMENT OF 4 AUTOMAT. BOLLARDS RADIO R. INCLUDED. ELECTRIC VALV + TRAFFIC LIGHTS</p> <p>5050008602</p>	 <p>ELECT. CONTROL. BRAIN1 IP56 MANAGEMENT OF 1 AUTOMAT. BOLLARD RADIO R. INCLUDED 1 ELECTRIC. VALV + TRAFFIC LIGHTS</p> <p>5050008615</p>	 <p>PROTECTION ACCESSORY FOR PARTS IN TENSION IN PLEXIGLASS AND SUPPORT FOR FIXING CONDENSERS FOR BRAIN4</p> <p>5050008620</p>
 <p>RSME EMERGENCY VEHICLES SOUND RECOGNIZER EUROPEAN APPROVED SIRENS INDICATE THE STATE</p> <p>5050008651</p>	 <p>ALARM KIT</p> <p>5050008801</p>	 <p>ROAD MARKING OF SIGNALLING BE CAREFUL BOLLARDS MOVING WITH POLE</p> <p>5050008901</p>



- RECOMMENDED FOR:
- LIMIT TRANSIT IN PEDESTRIAN AREAS
 - ACCESS CONTROL PARKING
 - CONTROL DRIVEWAYS




	THICKNESS OF CYLINDER	mm	12	4	4 inox
CSA140 H500	Cod.		030141212	030140402	030140352
STROKE OF CYLINDER	mm			500	
SPEED OF LIFT	sec			3.90	
SPEED OF LOWERING	sec			3	
SPEED OF LOWERING AS EMERGENCY (WITH ELECTRICAL VALVE)	sec			3	
TOTAL WEIGHT OF BOLLARD	Kg		75	51	56
CSA140 H700			030141214	030140404	030140354
STROKE OF CYLINDER	mm			700	
SPEED OF LIFT	sec			5.20	
SPEED OF LOWERING	sec			4	
SPEED OF LOWERING AS EMERGENCY (WITH ELECTRICAL VALVE)	sec			5	
TOTAL WEIGHT OF BOLLARD	Kg		86	63	68




EMERGENCY BUTTON
BREAKING GLASS IP67

1630202




SERRATURA DI PROTEZIONE A 3 CHIAVI
CILINDRO DIFFERENTE PER SINGOLO DISSUASORE
A PROTEZIONE DELLO SBLOCCO IDRAULICO

5050001827



RED/GREEN LED LIGHTS
TRAFFIC LIGHT IN STAINLESS STEEL
EVERY LIGHT HAS 6 SEPARATED CIRCUITS

1650001 2 LIGHT
1650002 4 LIGHT




ELECTRICAL VALVE V230 N.O. FOR AUTOMATIC
LOWERING IN POWER FAILURE

5050001251




SERRATURA DI PROTEZIONE A 3 CHIAVI
CON MASTERCARD
CILINDRO DIFFERENTE PER SINGOLO DISSUASORE
A PROTEZIONE DELLO SBLOCCO IDRAULICO

5050001829




SELF REGULATING ELECTRICAL HEATER RESISTANCE
250W 230V IP 67 WITH BRACKET

5050001854




GENERAL MAGNETIC THERMAL SWITCH FIXED ON
THE BAR DIN IN THE BOX OF BRAIN4

5050008621




RELEASE COIL AUXILIARIES CONTRACTS FOR
SIGNALLING NETWORK FAILURE FOR BRAIN4
MANAGED BY THE EXTERNAL EMERGENCY BUTTON

5050008622




WEEKLY CLOCK TO INSERT
IN THE CONTROLLER BRAIN

5050008630



SA1 ACOUSTIC BUZZER 230V IP 67 FOR TO SIGNALATE
THE MOVING OF BOLLARD
(INTERNAL INSTALATION)

5050008910



SUCHARGE FOR SAFETY SENSITIVE HEAD CABI 140 TO
PLACE AT THE ODER

5050220641