

Access controlled... Future secured.



BL 229

UNIVERSAL RISING BARRIER

AS *AUTOMATIC*
SYSTEMS
LEBER GROUP

VEHICLE



BL 229

One model... All applications

The BL 229 rising barrier is a universal barrier: its high performance and great reliability enable it to be used in a wide range of applications: traffic management, parking areas, industrial sites... and even toll roads.

PERFORMANCE

- Fast and smooth opening and closing (from 0.6 sec)
- Assimilation of major flows of vehicles
- Designed for intensive use
- Reversible movement at any time

RELIABILITY


- Automatic Systems 40 years experience
- Robust housing designed to protect the components, even when hit by a vehicle
- Long life cycle

MODULARITY

- Designed for many applications and environments
- Unlocking is possible in case of power failure
- Numerous accessories offered, allowing to meet various installation constraints, and various requirements in terms of security
- Change of configuration or operation possible, even after initial installation of the product
- Equipped with AS1320 control unit

SECURITY

- Fast closing after the passage of each vehicle
- Mechanical locking in open and closed positions
- Many accessories enable to adjust the security level (skirts, fences, tip supports...)



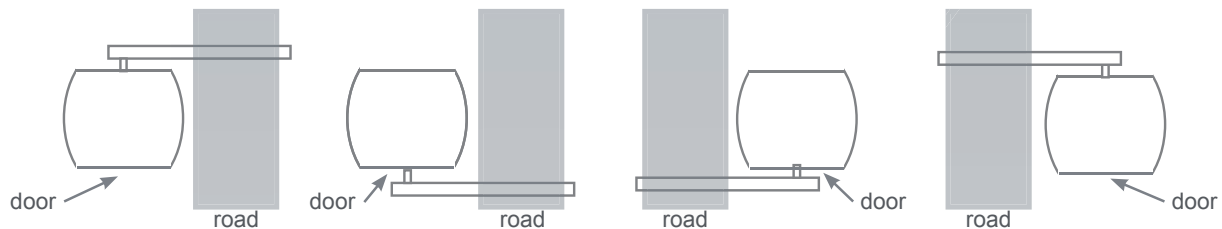
Automatic Systems AS1320 control board: for a tailor-made solution

- All barrier functions are managed by software and can be customised to fit your application (opening speed, accessories management, command, safety, security...)
- Compliant with any access control device (presence detectors, photocells...)
- User friendly interface for a precise configuration of the barrier behaviour
- The barrier is perfectly integrated to your security system (many inputs/outputs for command and reporting, RS232 port...)

THE BL 229 BARRIER IS MODULAR, AND IDEAL FOR ALL YOUR APPLICATIONS

THE HOUSING

- Interchangeable handling solutions



THE ARM


- Boom length from 2 meters to 6 meters



- Straight arm



- Boom lighting



- Folding fence



- Folding arm



- Folding skirt

TOLL APPLICATIONS



- Swing-off device



- Protecta carbon fibre arm



- Automatic rehing system

BENEFITS

- Tailor-made solution
- High vehicle flows
- Easy integration to your site
- Low maintenance costs
- Long term investment

MARKETS

- Perimeter access
 - Residential
 - Tertiary sector, hospitals
 - Industries
- Parking areas
- Toll roads

OPTIONS AND ACCESSORIES

For an ideal solution, find below options and accessories that enable to adjust the security level, the control and a perfect integration of the barrier in your environment.

SECURITY

- Electromagnetic tip support
- Folding skirt
- Folding fence
- ...



DETECTION & COMMAND

- Push button boxes
- Radio transmitter and receiver
- Inductive loops
- Presence detectors
- Photo-electric cells
- ...

CUSTOMISATION

- Folding arm
- *Protecta* carbon fibre arm
- Swing-off arm
- Rehinging system
- Boom or hood lighting
- Traffic lights
- Colour
- ...

